

1. PERFORMANCE

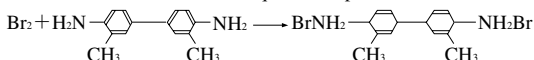
- 1) Measuring range : 1-20 ppm
- Number of pump strokes : 1 (100mℓ)
- 2) Sampling time : 2 minutes/1 pump stroke
- 3) Detectable limit : 0.1 ppm
- 4) Shelf life : 2 years
- 5) Operating temperature : 0~40 °C
- 6) Reading : Concentration chart method
- 7) Colour change : White → Orange

2. RELATIVE STANDARD DEVIATION

RSD-low : 10 % RSD-mid. : 5 % RSD-high : 5 %

3. CHEMICAL REACTION

o-Toluidine is oxidized and Orthoquinone is produced.



4. CALIBRATION OF THE TUBE

COLOURIMETRY METHOD

5. INTERFERENCE AND CROSS SENSITIVITY

Substance		Interference	ppm	Coexistence
Nitrogen dioxide	FIG.1	Similar stain is produced.		Higher readings are given.
Chlorine	FIG.2	∕	1	∕
Chlorine dioxide	FIG.3	∕		∕

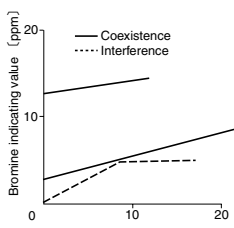


FIG.1 Influence of Nitrogen dioxide

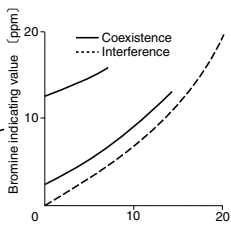


FIG.2 Influence of Chlorine

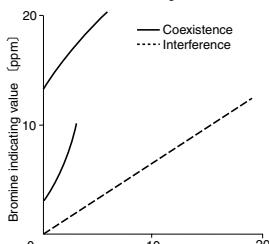


FIG.3 Influence of Chlorine dioxide

TEMPERATURE CORRECTION TABLE

Chart Readings (ppm)	Correct Concentration (ppm)					
	0 °C (32 °F)	10 °C (50 °F)	20 °C (68 °F)	30 °C (86 °F)	40 °C (104 °F)	
20	32	24	20	17	14	
15	22	18	15	12	10	
10	15	13	10	8	6	
5	9	7	5	4	3	
3	6	4	3	2	1.5	
1	3	1.5	1	0.8	0.5	

