

1. PERFORMANCE

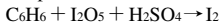
- | | | | |
|-----------------------------|--|-----------|-----------|
| 1) Measuring range | : 4-100 ppm | 2-50 ppm | 1-25 ppm |
| Number of pump strokes | 1 (100mℓ) | 2 (200mℓ) | 4 (400mℓ) |
| 2) Sampling time | : 4 minutes/2 pump strokes | | |
| 3) Detectable limit | : 0.2 ppm (400mℓ) | | |
| 4) Shelf life | : 2 years | | |
| 5) Operating temperature | : 0 ~ 40 °C | | |
| 6) Temperature compensation | : Necessary (See "TEMPERATURE CORRECTION TABLE") | | |
| 7) Reading | : Direct reading from the scale calibrated by 2 pump strokes | | |
| 8) Colour change | : White → Greenish brown | | |

2. RELATIVE STANDARD DEVIATION

RSD-low : 10% RSD-mid. : 10% RSD-high : 10%

3. CHEMICAL REACTION

Iodine pentoxide is reduced.



4. CALIBRATION OF THE TUBE

GAS CHROMATOGRAPHY

5. INTERFERENCE AND CROSS SENSITIVITY

Substance	Interference	ppm	Coexistence
Toluene FIG.1	Yellowish brown stain is produced.		Higher readings are given.
Xylene FIG.2	∕		∕
Carbon monoxide		50	Whole reagent is discoloured to Pale brown, the top of discoloured layer becomes unclear and higher readings are given.
Hexane		100	∕

(NOTE)

In case of 1 or 4 strokes, following formula is available for the actual concentration.

$$\text{Actual concentration} = \text{Temperature corrected value} \times \frac{2}{\text{Number of strokes}}$$

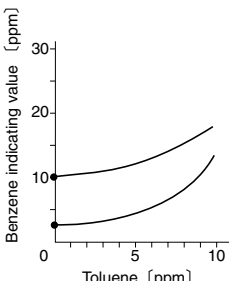


FIG.1 Influence of Toluene

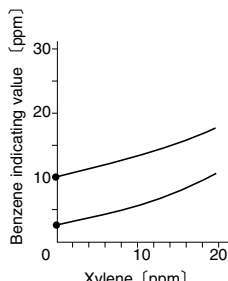


FIG.2 Influence of Xylene

TEMPERATURE CORRECTION TABLE

Scale Readings (ppm)	True Concentration (ppm)				
	0 °C (32 °F)	10 °C (50 °F)	20 °C (68 °F)	30 °C (86 °F)	40 °C (104 °F)
50	38	44	50		
40	30	35	40	45	50
30	23	26	30	34	38
20	15	18	20	23	25
10	8	9	10	11	13
5	4	5	5	6	6