

## 1. PERFORMANCE

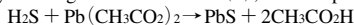
- |                          |   |           |               |            |
|--------------------------|---|-----------|---------------|------------|
| 1) Measuring range       | : 3-150 ppm   | 1-50 ppm  | 0.75-37.5 ppm | 6-300 ppm  |
| Number of pump strokes   | 1 (100mℓ)   | 3 (300mℓ) | 4 (400mℓ)     | 1/2 (50mℓ) |
| 2) Sampling time         | : 1 minutes/1 pump stroke                                   |           |               |            |
| 3) Detectable limit      | : 0.3 ppm (300mℓ)   |           |               |            |
| 4) Shelf life            | : 3 years   |           |               |            |
| 5) Operating temperature | : 0 ~ 40 °C   |           |               |            |
| 6) Reading               | : Direct reading from the scale calibrated by 1 pump stroke |           |               |            |
| 7) Colour change         | : White → Dark brown  |           |               |            |

## 2. RELATIVE STANDARD DEVIATION

RSD-low : 10%    RSD-mid. : 5%    RSD-high : 5%

## 3. CHEMICAL REACTION

By reacting with Lead acetate(II), Lead sulphide is produced.



## 4. CALIBRATION OF THE TUBE

PERMEATION TUBE METHOD

## 5. INTERFERENCE AND CROSS SENSITIVITY

Substance		Interference	ppm	Coexistence
Sulphur dioxide	FIG.1	The accuracy of readings is not affected.	12	Higher readings are given.
Mercaptans	FIG.2	∕	550	∕
Nitrogen dioxide	FIG.3	∕	2	Lower readings are given.

(NOTE)

In case of 1/2, 2, 3 or 4 pump strokes, following formula is available for the actual concentration.

$$\text{Actual concentration} = \text{Reading value} \times \frac{1}{\text{Number of strokes}}$$

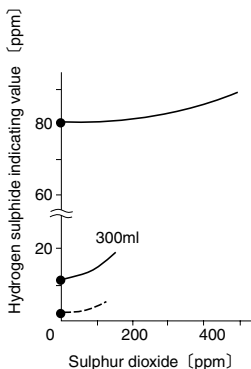


FIG.1 Influence of Sulphur dioxide

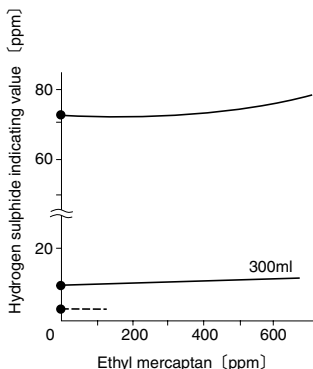


FIG.2 Influence of Ethyl mercaptan

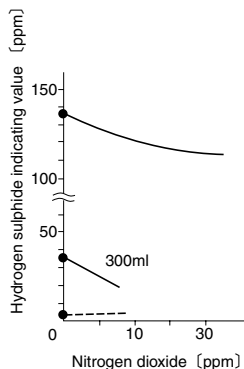


FIG.3 Influence of Nitrogen dioxide