

1. PERFORMANCE

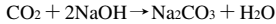
- 1) Measuring range : 0.03-0.7 % 100-1,500 ppm
Number of pump strokes 1 (100mℓ) 3 (300mℓ)
- 2) Sampling time : 5 minutes/1 pump stroke
- 3) Detectable limit : 20 ppm (300mℓ)
- 4) Shelf life : 2 years
- 5) Operating temperature : 0 ~ 40 °C
- 6) Temperature compensation : Necessary (See "TEMPERATURE CORRECTION TABLE")
- 7) Reading : Concentration chart method
- 8) Colour change : Purplish blue → Pale pink

2. RELATIVE STANDARD DEVIATION

RSD-low : 10 % RSD-mid : 5 % RSD-high : 5 %

3. CHEMICAL REACTION

By reacting with alkali, PH indicator is discoloured.

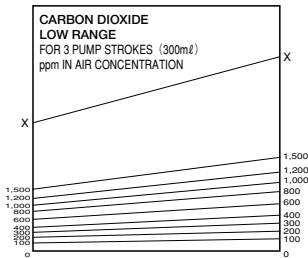


4. CALIBRATION OF THE TUBE

STANDARD GAS CYLINDER METHOD

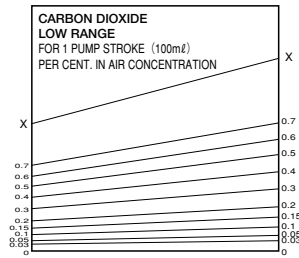
5. INTERFERENCE AND CROSS SENSITIVITY

Substance	ppm	Interference	ppm	Coexistence
Chlorine	20	Pale yellowish blue stain is produced.		When CO ₂ concentration is more than 300 ppm, the accuracy of readings is not affected.
Sulphur dioxide	100	∕		∕
Hydrogen cyanide		The accuracy of readings not affected.		∕
Hydrogen sulphide		∕		∕
Nitrogen dioxide	30	Pale yellowish blue stain is produced.		∕



TEMPERATURE CORRECTION TABLE (3 pump strokes)

Chart Readings (ppm)	True Concentration (ppm)				
	0 °C (32 °F)	10 °C (50 °F)	20 °C (68 °F)	30 °C (86 °F)	40 °C (104 °F)
1,500	1,800	1,650	1,500	1,400	1,350
1,400	1,700	1,550	1,400	1,300	1,250
1,300	1,550	1,400	1,300	1,250	1,150
1,200	1,450	1,300	1,200	1,150	1,100
1,100	1,300	1,200	1,100	1,050	1,000
1,000	1,200	1,100	1,000	950	900
900	1,100	1,000	900	850	800
800	950	900	800	750	700
700	850	750	700	650	600
600	700	650	600	550	500
500	600	550	500	500	450
400	500	450	400	400	350
300	350	300	300	300	250
200	250	200	200	200	200



TEMPERATURE CORRECTION TABLE (1 pump stroke)

Chart Readings (%)	True Concentration (%)				
	0 °C (32 °F)	10 °C (50 °F)	20 °C (68 °F)	30 °C (86 °F)	40 °C (104 °F)
0.7	0.8	0.75	0.7	0.65	0.6
0.6	0.7	0.65	0.6	0.55	0.5
0.5	0.6	0.55	0.5	0.45	0.4
0.4	0.45	0.4	0.4	0.4	0.35
0.3	0.35	0.3	0.3	0.3	0.25
0.2	0.25	0.2	0.2	0.2	0.2