



## 1. PERFORMANCE

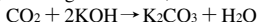
- |                          |   |
|--------------------------|---|
| 1) Measuring range       | : 1-20 %  |
| Number of pump strokes   | 1 (100ml)   |
| 2) Sampling time         | : 1 minute/1 pump stroke                                    |
| 3) Detectable limit      | : 0.2 %   |
| 4) Shelf life            | : 2 years   |
| 5) Operating temperature | : 0 ~ 40 °C   |
| 6) Reading               | : Direct reading from the scale calibrated by 1 pump stroke |
| 7) Colour change         | : Pink → Yellow   |

## 2. RELATIVE STANDARD DEVIATION

RSD-low : 5 % RSD-mid. : 5 % RSD-high : 5 %

## 3. CHEMICAL REACTION

By reacting with alkali, PH indicator is discoloured.



## 4. CALIBRATION OF THE TUBE

STANDARD GAS CYLINDER METHOD

## 5. INTERFERENCE AND CROSS SENSITIVITY

Substance	ppm	Interference	ppm	Coexistence
Nitrogen dioxide FIG.1	50	White stain is produced.	50	Similar stain is produced, but if there is more than 3% of CO <sub>2</sub> , the accuracy of readings is not affected.
Sulphur dioxide FIG.2	3,000	Similar stain is produced.	3,000	Higher readings are given.
Hydrogen sulphide FIG.3	4,000	∕	3,000	∕

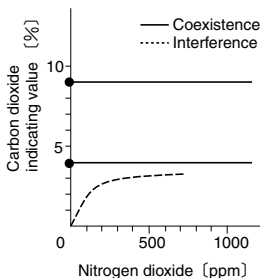


FIG.1 Influence of Nitrogen dioxide

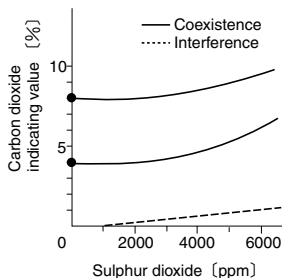


FIG.2 Influence of Sulphur dioxide

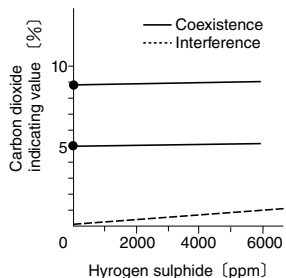


FIG.3 Influence of Hydrogen sulphide