

1. PERFORMANCE

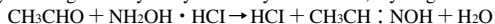
- 1) Measuring range : 0.004-1.0 %
- Number of pump stroke : 1 (100ml)
- 2) Sampling time : 1 minute/1 pump stroke
- 3) Detectable limit : 5 ppm
- 4) Shelf life : 1 year (Necessary to store in a refrigerated place ; 0 ~ 10 °C)
- 5) Operating temperature : 0 ~ 40 °C
- 6) Temperature compensation : Necessary (See "TEMPERATURE CORRECTION TABLE")
- 7) Reading : Concentration chart method
- 8) Colour change : Yellow → Pink

2. RELATIVE STANDARD DEVIATION

RSD-low : 10 % RSD-mid. : 5 % RSD-high : 5 %

3. CHEMICAL REACTION

By reacting with Hydroxylamine hydrochloride, Hydrogen chloride is liberated and PH indicator discoloured.

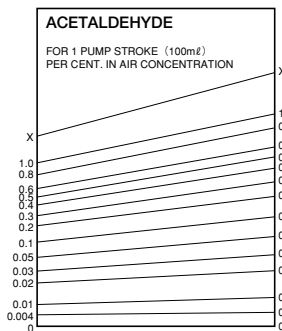
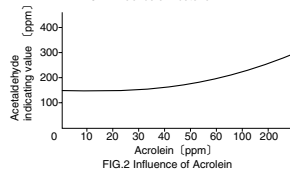
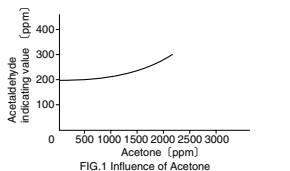


4. CALIBRATION OF THE TUBE

GAS CHROMATOGRAPHY

5. INTERFERENCE AND CROSS SENSITIVITY

Substance	Interference	ppm	Coexistence
Acetone FIG.1	Similar stain is produced	1400	Higher readings are given.
Acrolein FIG.2	∕	35	∕
Methyl ethyl ketone	∕	900	∕
Methyl isobutyl ketone	∕	2900	∕
Sulphur dioxide	∕	10	∕



TEMPERATURE CORRECTION TABLE

Chart Readings (%)	True Concentration (%)				
	0 °C (32 °F)	10 °C (50 °F)	20 °C (68 °F)	30 °C (86 °F)	40 °C (104 °F)
1.0		1.6	1.0	0.50	0.30
0.8	1.9	1.3	0.8	0.40	0.20
0.6	1.6	1.05	0.6	0.30	0.16
0.5	1.45	0.9	0.5	0.25	0.14
0.4	1.3	0.8	0.4	0.20	0.13
0.3	1.2	0.65	0.3	0.15	0.11
0.2	0.95	0.45	0.2	0.10	0.08
0.1	0.6	0.2	0.1	0.07	0.05
0.05	0.25	0.09	0.05	0.04	0.03
0.03	0.08	0.05	0.03	0.025	0.01
0.02	0.03	0.025	0.02	0.015	0.007
0.01	0.02	0.015	0.01	0.007	0.004