



1. PERFORMANCE

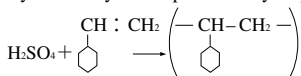
- | | | |
|--------------------------|---|-------------|
| 1) Measuring range | : 5-300 ppm | 2.5-150 ppm |
| Number of pump strokes | 1 (100mℓ) | 2 (200mℓ) |
| 2) Sampling time | : 1 minute/1 pump stroke | |
| 3) Detectable limit | : 0.5 ppm (200mℓ) | |
| 4) Shelf life | : 3 years | |
| 5) Operating temperature | : 0 ~ 40 °C | |
| 6) Reading | : Direct reading from the scale calibrated by 1 pump stroke | |
| 7) Colour change | : White → Yellow | |

2. RELATIVE STANDARD DEVIATION

RSD-low : 15 % RSD-mid. : 15 % RSD-high : 10 %

3. CHEMICAL REACTION

A polymer of Styrene is produced by sulphuric acid.



4. CALIBRATION OF THE TUBE

GAS CHROMATOGRAPHY

5. INTERFERENCE AND CROSS SENSITIVITY

Substance	ppm	Interference	ppm	Coexistence
Acrylonitrile	FIG.1	The accuracy of readings is not affected.	400	Lower readings are given.
Butadiene	FIG.2	3	5	Similar stain is produced. Uneven discoloration is produced and higher readings are given.
Formaldehyde	FIG.3	∕	15	Yellowish orange stain is produced and higher readings are given.
Acetaldehyde		∕	350	Similar stain is produced and higher readings are given.
Methyl alcohol		The accuracy of readings is not affected.	0.35 %	Pale discoloration is produced and higher readings are given.
Ethyl alcohol		∕	0.18 %	∕
Ethyl acetate		∕	700	∕
Butyl acetate		∕	700	∕

(NOTE)

In case of 2 pump strokes, following formula is available for actual concentration.

Actual concentration = 1/2 × Reading value.

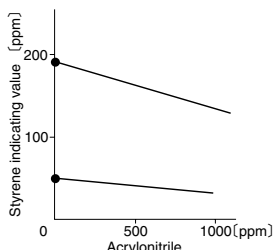


FIG.1 Influence of Acrylonitrile

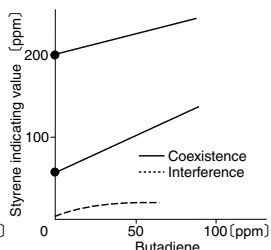


FIG.2 Influence of Butadiene

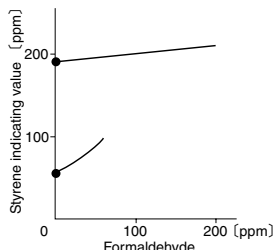


FIG.3 Influence of Formaldehyde