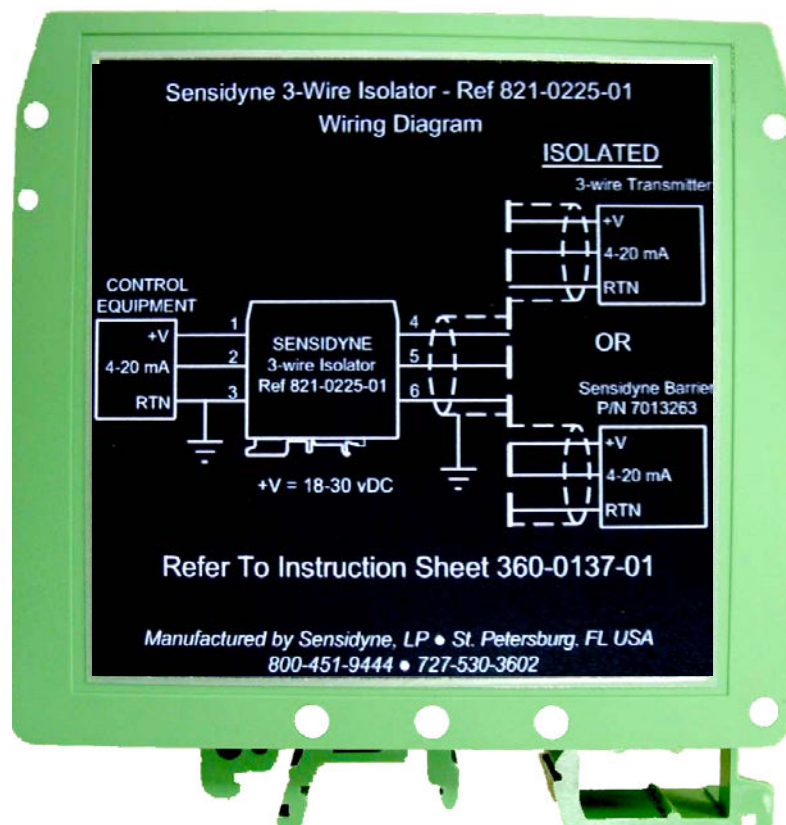


SENSIDYNE[®]

3 WIRE ISOLATOR

User Manual

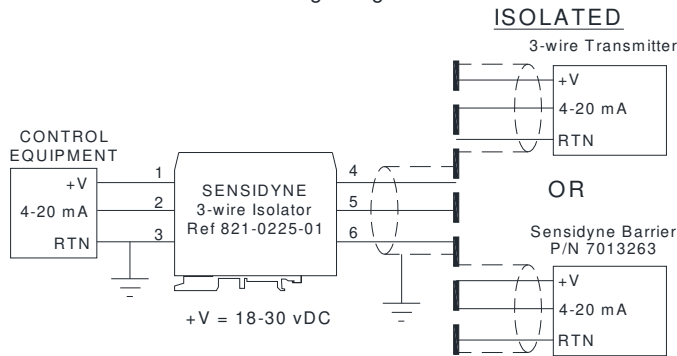
Document No. 360-0137-01
(Revision B)



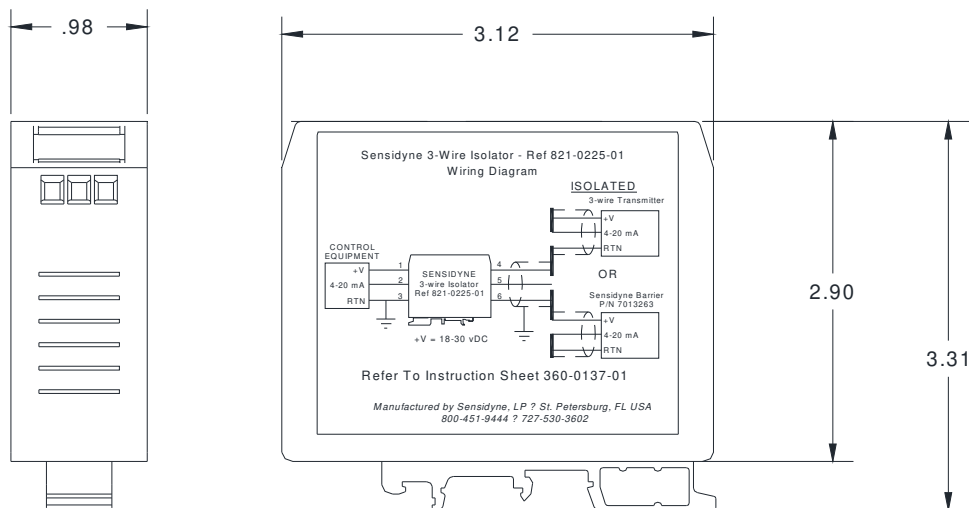
SENSIDYNE[®]

Sensidyne, LP.
1000 112th Circle N, Suite 100
St. Petersburg, Florida 33716 USA
800-451-9444 • +1 727-530-3602 • +1 727-539-0550 [fax]
web: www.sensidyne.com • e-mail: info@sensidyne.com

Sensidyne 3-Wire Isolator - Ref 821-0225-01
Wiring Diagram



Refer To Instruction Sheet 360-0137-01



Mounts to standard 15mm, 35mm, or 32mm (G form) DIN Rail

CAUTION - DO NOT SHORT ISOLATED V+ AND 4-20mA WIRES
INPUT VOLTAGE 18-30 VDC
INPUT CURRENT 200 mA MAX, 100 mA Nominal @ 24 VDC

OUTPUT VOLTAGE 28 VDC
OUTPUT CURRENT 100 mA Max

SENSIDYNE

Sensidyne, LP.
1000 112th Circle N, Suite 100
St. Petersburg, Florida 33716 USA
800-451-9444 • +1 727-530-3602 • +1 727-539-0550 [fax]
web: www.sensidyne.com • e-mail: info@sensidyne.com

