


# SENSIDYNE®

## 2 WIRE ISOLATOR

### User Manual

Document No. 360-0121-01  
(Revision B)

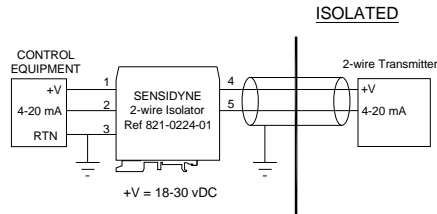


# SENSIDYNE®

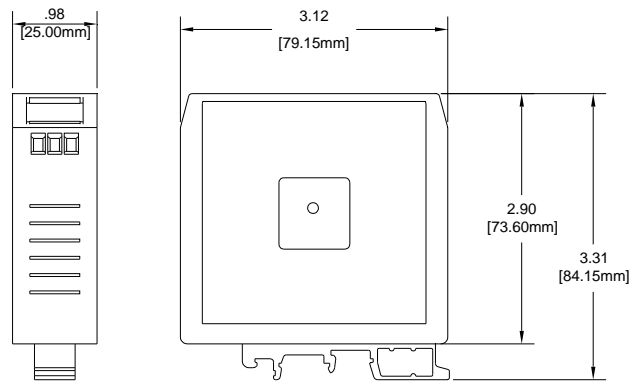
Sensidyne, LP  
1000 112<sup>th</sup> Circle N, Suite 100  
St. Petersburg, Florida 33716 USA  
800-451-9444 • +1 727-530-3602 • +1 727-539-0550 [fax]  
web: [www.sensidyne.com](http://www.sensidyne.com) • e-mail: [info@sensidyne.com](mailto:info@sensidyne.com)

Sensidyne 2-Wire Isolator - Ref 821-0224-01

Wiring Diagram



Manufactured by Sensidyne, LP • Clearwater, FL USA  
800-451-9444 • 727-530-3602



Mounts to standard 15mm, 35mm, or 32mm (G form) DIN Rail

**CAUTION - DO NOT SHORT ISOLATED V+ AND 4-20mA WIRES**  
INPUT VOLTAGE 18-30 VDC  
INPUT CURRENT 125 mA MAX, 75 mA Nominal @ 24 VDC

**SENSIDYNE®**

Sensidyne, LP  
1000 112<sup>th</sup> Circle N, Suite 100  
St. Petersburg, Florida 33716 USA  
800-451-9444 • +1 727-530-3602 • +1 727-539-0550 [fax]  
web: [www.sensidyne.com](http://www.sensidyne.com) • e-mail: [info@sensidyne.com](mailto:info@sensidyne.com)

