


SENSALERT[®] ASI

Advanced Safety Integrity:
The best solution for
fixed gas detection
with critical
safety applications.



+ Detection at Every Point.



SENSIDYNE[®]
Industrial Health & Safety Instrumentation

SENSALERT® ASI

Advanced Safety Integrity – The best solution for gas detection in critical safety applications.



SensAlert ASI provides enhanced protection and dependability for critical safety applications where personnel, processes, and facilities are at risk. The third-party certified SIL-2 SensAlert ASI offers dependability and versatility while remaining the easiest to install, commission, operate, and maintain.

Critical Protection with Global Approval

SensAlert ASI is third-party certified to IEC61508 Level 2 (SIL-2) for both hardware and software with certification to global hazardous area and performance standards. The Test-on-Demand feature with on-board gas generator provides remote functionality checks with generated gas while Predictive Sensor End-of-Life Indication provides advanced warning of impending sensor failure.

Unmatched Application Versatility

SensAlert ASI is a universal instrument platform for toxic & combustible gas detection and oxygen monitoring. Intrinsically safe or explosion proof installation configurations for remote sensors and gassing, duct mount, and sample-draw maximize application versatility. The sensor head accepts all Plus Series sensor technologies – infrared, catalytic bead, and electro-chemical. Assignable and configurable relays together with communication options provide broad flexibility. The SensAlert ASI I.S. sensor head can be remote mounted up to 100 feet (30m) from the transmitter providing a useful option to position the transmitter in a personnel-accessible location while positioning the sensor closer to potential hazards.

Easy to Install, Commission, Operate, and Maintain

SensAlert ASI is engineered to overcome the challenges users face with traditional gas detectors. The universal instrument platform for all gas and sensor types provides common installation for each point with vertical or horizontal installation options and removable plug-type terminal blocks to simplify wiring and commissioning. Transportable calibration enables sensor calibration and alarm set-up in a safe location, then installing sensors into the intrinsically safe sensor head without declassifying the area or removing power from the instrument. Plug-n-play capability automatically uploads operating parameters and diagnostics from the sensors upon sensor installation. A Sensor Calibration & Exchange Program schedules delivery of factory calibrated sensors to the user's plant or facility for a savings on maintenance and supply costs.

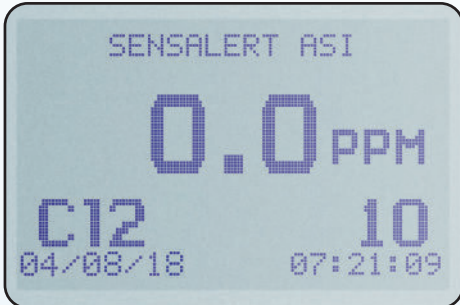




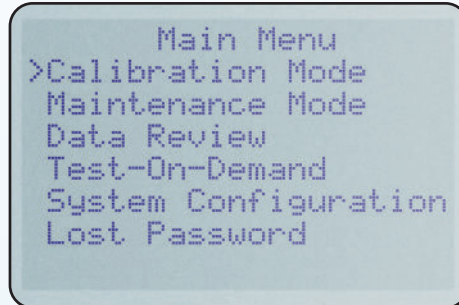
Non-intrusive User Interface

SensAlert ASI transmitters have a non-intrusive menu driven interface designed for effortless set-up and maintenance. The menu is free from complex icons and symbols and does not require use of remotes or connectors to interface with the transmitter.

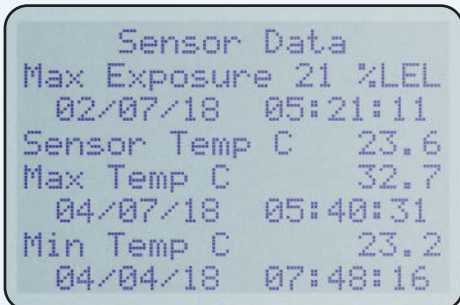
Below are actual menus and system displays.



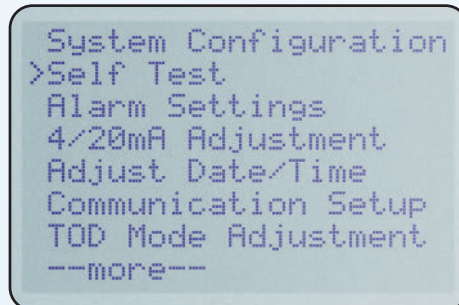
Main Display



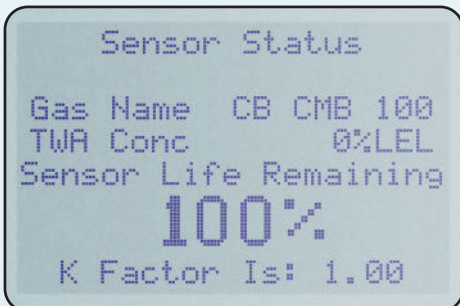
Main Menu



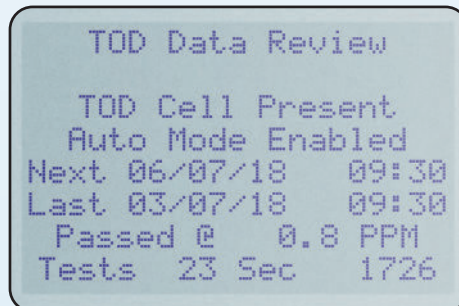
Sensor Data Review



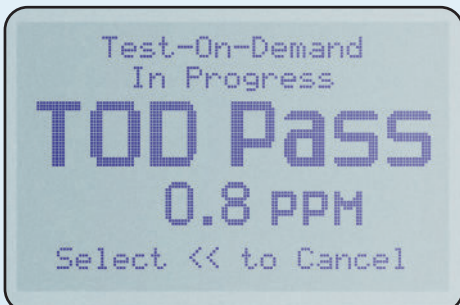
System Configuration Menu



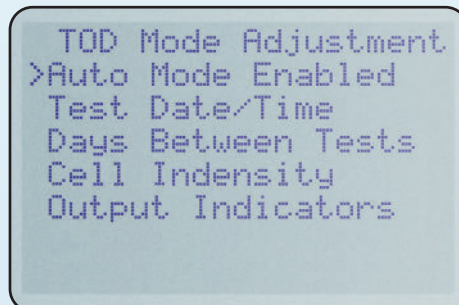
Predictive Sensor Life




Test-on-Demand Data Review



Live Test-on-Demand Sensor Verification



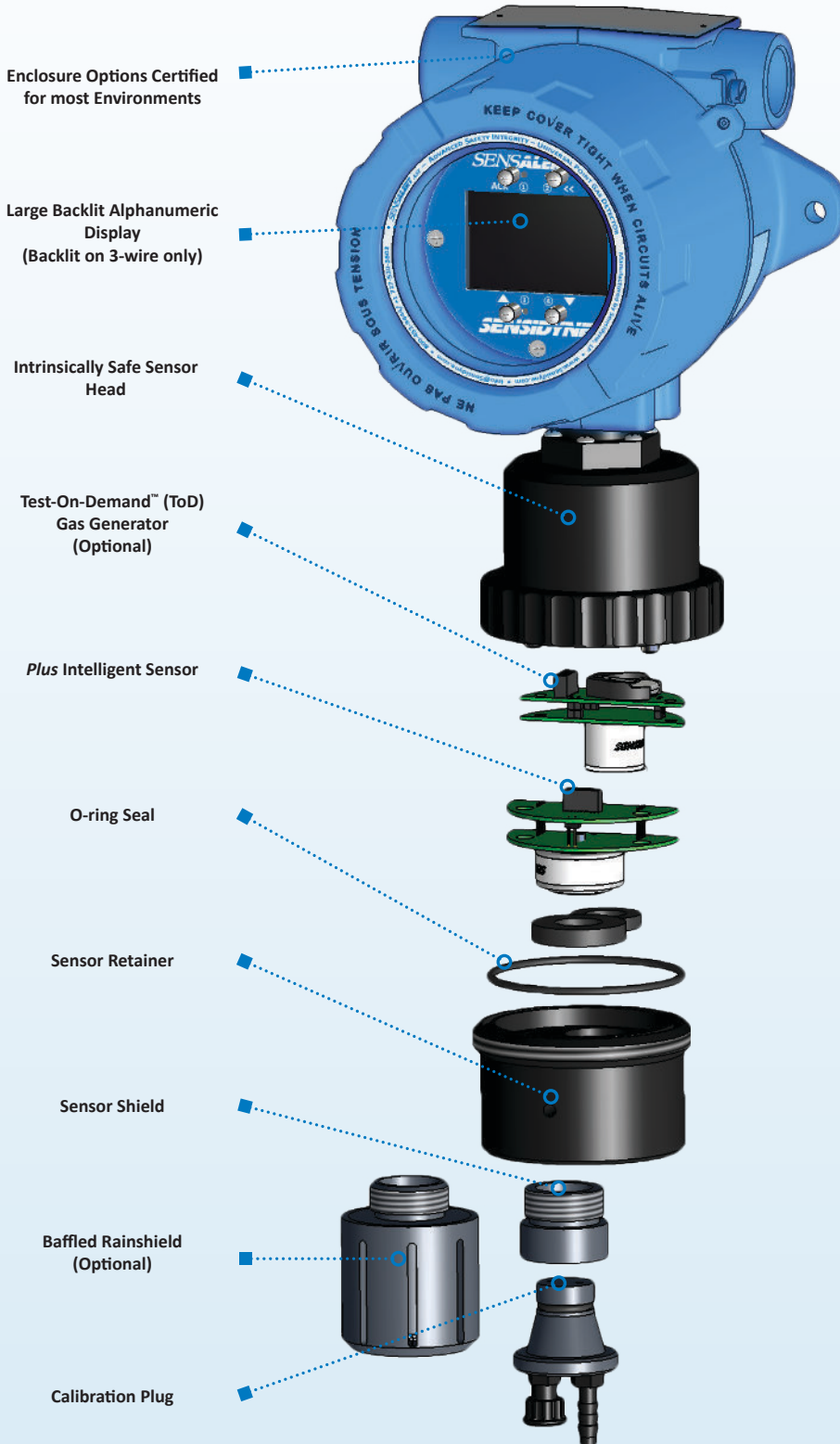
Test-on-Demand Adjustment Menu



SensAlert ASI provides true installation and application flexibility for local or remote mount sensors to place the sensor closer to potential gas sources.

SENSALERT[®] ASI

Advanced Safety Integrity – The best solution for gas detection in critical safety applications.



Technical Specifications

Sensors

Gas Sensors: Electrochemical, Infrared, Catalytic Bead
 Test-On-Demand Modules: Type C and Type S

Electrical

Voltage/Power:
 2-Wire 24 VDC (18-30 VDC): 20 mA
 3-Wire 24 VDC (12-30 VDC): 90 mA
 With opt. Relay Card and combustible sensors: 300 mA
 Output and load resistance with 24 VDC at transmitter terminals:
 3 wire 4-20 mA: 600 Ω maximum
 2-wire 4-20 mA: 350 Ω maximum
 Relay: 3-Wire Only - One SPDT Configurable Relay
 Optional Card: Three (3) SPDT Configurable Relays
 Contact Ratings: 5 Amps at 115 VAC or 30 VDC Resistive
 Communication Link 4-20mA current, non-isolated
 2 or 4-wire options, RS-485 (Modbus), HART

Controls

Magnetic Keypad: ACK, << (Go Back), ▲, ▼
 Security: Password Protected Configuration Menu

Displays

LEDs: Four (4) Red, corresponding to magnetic keypad, and Alarm Relays when equipped.
 Graphic LCD: 128 by 64 pixel screen (backlight on 3-wire transmitters); displays Concentration and Measuring Units, Gas Name or Type, Sensor Span, Date and Time, Tag Number and System messages or Warnings

Environmental

Temperature (Transmitter): -40°F to 158°F / -40°C to 70°C
 Humidity (Transmitter) 0-90% RH, non-condensing
 Temperature (Sensor): See Sensor Data Sheets
 Humidity (Sensor): See Sensor Data Sheets
 Moisture Resistance IP54; IP56 with optional rainshield

Enclosure Options

Standard: Blue, Copper-free Cast Aluminum
 Dimensions: 6.7" W x 12.2" H x 6.5" D
 170 mm W x 308 mm H x 165 mm D
 Weight Range: 6-8 lbs / 2.7-3.6 kg
 Stainless Steel: Silver, 316 Stainless Steel
 Dimensions: 6.7" W x 12.2" H x 6.5" D
 170 mm W x 308 mm H x 165 mm D
 Weight Range: 13-16 lbs / 5.9-7.3 kg
 Long-dome Gray, Copper-free Cast Aluminum
 Dimensions: 6.3" W x 11.7" H x 7.1" D
 160 mm W x 297 mm H x 180 mm D
 Weight Range: 7-8.7 lbs / 3.2-4.0 kg

Approval Ratings

Explosion Proof NEC and CEC Class I Div 1, Grps A, B, C, D;
 Class II Grps E, F, G; Class III T4
 Flame proof ATEX EEx d [ia] IIC T4 II 2 [1] G
 Non-Incendive NEC and CEC Class I Div 2, (Enclosed Break)
 Groups A, B, C, D;
 Class II Grps E, F, G; Class III T4
 ATEX EEx nC [ia] IIC T4 II 3 [1] G
 Intrinsic Safety NEC and CEC Class I Div 1, Grps A, B, C, D;
 Class II Grps E, F, G; Class III T4
 ATEX EEx ia IIC T4 II 1 G
 CE Mark ATEX Directive 94/9/EC
 IECEx Zone 0: Display Ex d [ia] IIC T4 / Sensor Ex ia IIC T4;
 Zone 1: Ex d [ai] IIC T4; Zone 2: EXnC [ia] IIC T4
 UL / IEC IEC 60079-0:2006, IEC 60079-11:1999,
 IEC 60079-15:2007
 SIL-2 Certified IEC 61508 SIL-2 Parts 1, 2, & 3 Hardware & Software. Fit for use in SIL-2 applications.

©2022 Sensidyne, LP — SAasiDS-Rev.D 011122

SENSIDYNE[®]
 Industrial Health & Safety Instrumentation

www.Sensidyne.com

Sensidyne, LP • 1000 112th Circle North, Suite 100 • St. Petersburg, Florida USA 33716
 Tel: 800-451-9444 / +1 727-530-3602 • Fax: 727-539-0550 • info@Sensidyne.com



A company of the **SCHAUBURG** International Group