

SENSIFLEX

SensFlex Single & Dual Head Gas Detector with Fixed PID Capability

In SensFlex, a flexible and highly-capable set of features combine to provide dual-head point gas monitoring or deployment of a powerful Photo Ionization Detection (PID) sensor for detection of Volatile Organic Compounds (VOC).

■ Maximum Facility Flexibility

- Ethernet standard, communicates simultaneous Modbus TCP master/slave
- Embedded web pages for remote configuration and display
- Optional relays for alarm contacts or dual Modbus configuration
- Remote mountable sensors for monitoring near high concern locations
- Maintenance mode to avoid false alarms

■ Safety without Compromise

- Certified for Class 1, Division 1 and Division 2 hazardous classified areas
- Relays configurable for redundant Modbus communication
- Uploads application parameters and gas & alarm data
- Time-stamped event and calibration data
- Fault supervision circuitry for error warning

■ User Friendly and Intuitive

- Bright QVGA color TFT display with highly visible graph and trend
- Sensor status indicated by color change on display
- Hot-swap sensors and non-intrusive user interface for easy maintenance
- Accessible data via mobile devices and laptops

Highly Flexibility Configurations to Meet Facility Requirements

The SensFlex platform is available in two models to meet facility application requirements.

The first model uses the powerful transmitter platform to drive a single high-performance photo-ionization detector (PID) sensor. This sensor provides dependable response to thousands of volatile organic compounds (VOCs). Advanced technology allows the SensFlex to excel even in high-humidity applications while the anti-contamination design protects it from moisture, dust, and aerosols.

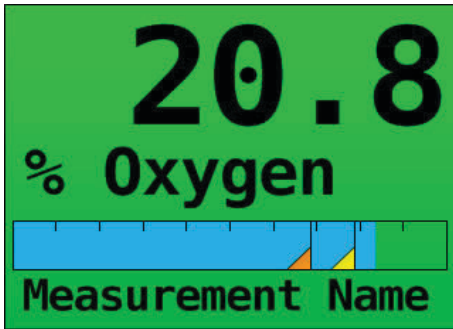
The second model extends the SensFlex transmitter platform to allow simultaneous dual gas monitoring from two different sensors. This dual-head design is highly attractive in many applications where sensing previously required two separate transmitters. This SensFlex model doubles the output capabilities providing independent output and communication for each sensor head. The display can cycle between sensors or split the screen showing the two measurements.



SensFlex

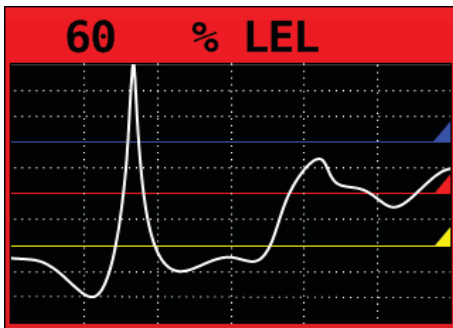
Single/Dual Head Gas Detector with Fixed PID Capability

SensFlex Displays



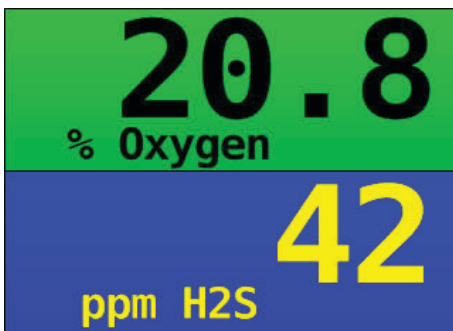
Bar Graph Screen

Displays current value as bar graph and numerical value. Includes channel ID (dual heads), and engineering units. Background color changes and flashes on alarm. Alarm-indication color becomes steady after acknowledgment.



30-Minute Trend Screen

View channels most recent 30-minute trend. Top data fields include current reading, and engineering units.



SensFlex Split Screen

In two channel mode, view both channels, current reading, and engineering units simultaneously.

SensFlex Sensors

Gas Target/Type	Range
Acetylene	0-50% LEL
Ammonia	50 PPM, 100 PPM, 300 PPM, 500 PPM
Arsine	1 PPM
Bromine	1 PPM, 10 PPM
Carbon Dioxide	5% Vol, 1 PPM, 5 PPM
Carbon Monoxide	100 PPM, 500 PPM, 1000 PPM
Chlorine	5, 10, 20
Chlorine Dioxide	1, 5
Combustible (IR)	0-100% LEL
Combustible (CB)	0-100% LEL
Ethylene Oxide	10 PPM
Fluorine	10 PPM, 25 PPM
Hydrogen	1000 PPM, 100% LEL
Hydrogen Chloride	10 PPM, 20 PPM, 100 PPM
Hydrogen Cyanide	20 PPM
Hydrogen Fluoride	10 PPM, 20 PPM
Hydrogen Sulfide	10 PPM, 50 PPM, 100 PPM
Methanol	500 PPM
Nitric Oxide	100 PPM
Nitrogen Dioxide	10 PPM
Oxygen	25% Vol
Ozone	1 PPM, 2 PPM
Phosgene	1 PPM
Sulfur Dioxide	10 PPM, 20 PPM

SensFlex Common PID Applications

Manufacturing
Process Monitoring
Refineries
Petrochemical
Offshore
Chemical
Waste Water Treatment
Pharmaceutical
Indoor Air Quality
Pulp and Paper
Solvent Recovery
Industrial Painting and Coating
Perimeter / Fence-line Monitoring
Power Generation

Technical Specifications

Sensors

PID, Electrochemical, Catalytic Bead, Infrared Technologies.
See range and performance specifications on each sensor datasheet.

Electrical

Power Requirement 24 VDC current source output
Voltage Range 12-30 VDC at 10 Watts max
Transmission Link 4-20 mA current source, non-isolated with respect to Common (3 wires)

Controls and Display

User Interface: Non-intrusive
Security: Password protection
Display Modes: Displays 30-minute trend, bar-graph and large engineering units. Dual head units offer split screen.
Display: OVGA color TFT

Environmental

Operating Temperature -40° to 140°F (-40° to 60°C)
Storage Temperature -40° to 140°F (-40° to 60°C)
Operating Humidity 0-95% RH, non-condensing
Temperature Drift Less than .1% per degree C over ambient temperature range

Enclosure

Hazardous Area Approved Models

Transmitter: Painted Aluminum
Sensor Housing: 316 Stainless Steel

General Purpose Models

Transmitter: Polycarbonate
Sensor Housing: High density plastic

Approval Ratings

See approval certificates for detailed approval classifications

Class 1, Division 1 and Division 2, Groups A,B,C,D; Exia.
Suitable for explosion proof installations

Temperature Code: T4

Specifications subject to change.
See approval certificates and user manuals for full detail on availability of features and functions by model and configuration.

